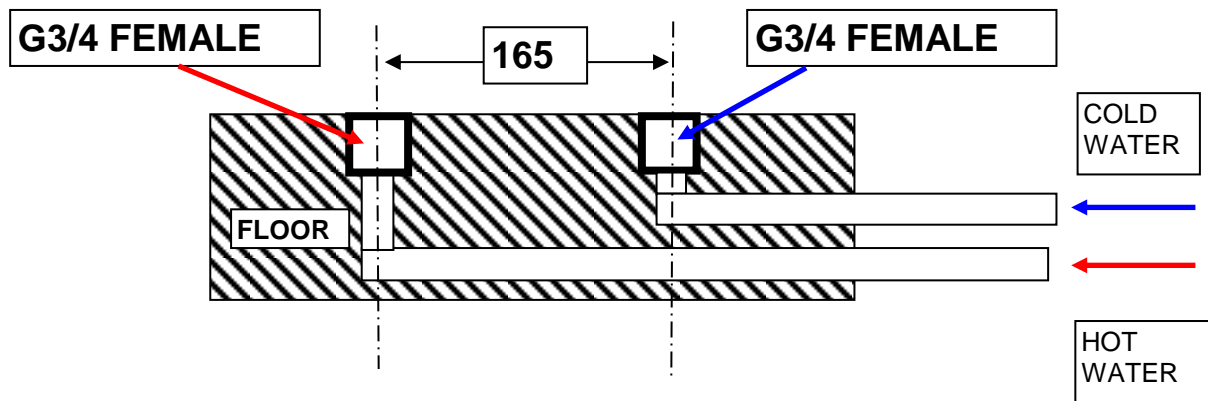





ARRANGE 2 CONNECTIONS G3/4 FEMALE IN THE FLOOR , ONE FOR THE COLD WATER AND THE OTHER ONE FOR THE HOT WATER



SCREW THE 2 TUBES ON THE 2 FLOOR CONNECTIONS **G3/4 FEMALE**, WITH THE WALL FLANGES ALREADY SCREWED AND SOME TEFLON TAPE ON THE THREADS TO SEAL THEM



WALL FLANGE



SCREW THE 2 FAUCET NUTS WITH THE GASKETS TO THE 2 TUBE CONNECTIONS

VERIFY ALL THE SEALS AND SCREW THE WALL FLANGES AS FAR AS THE FLOOR